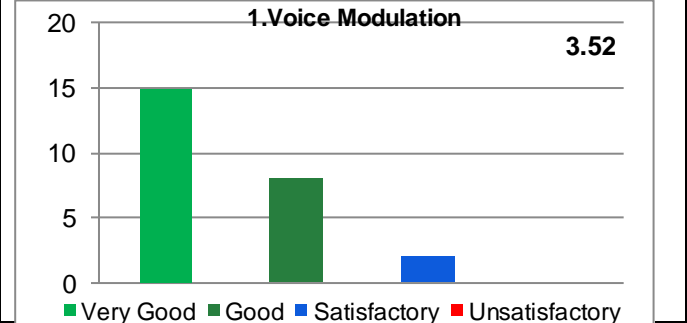
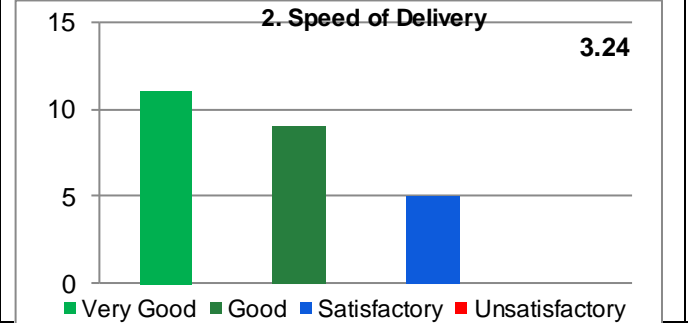
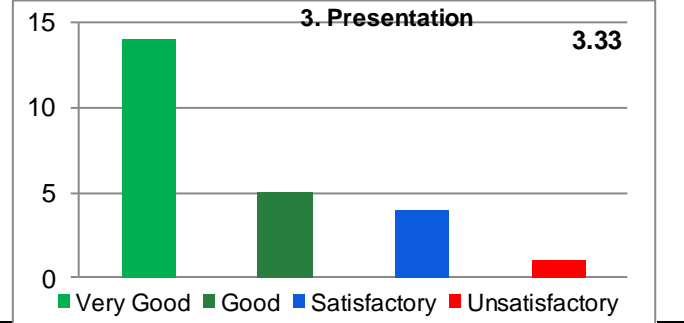
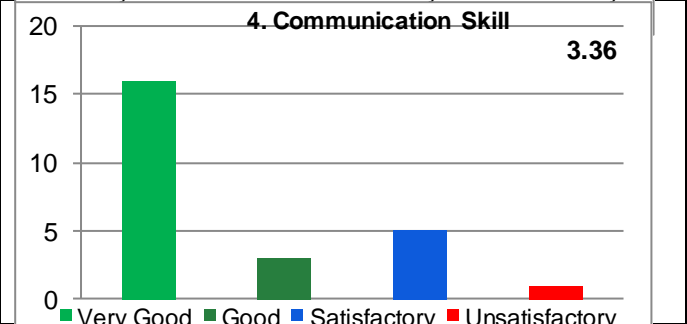
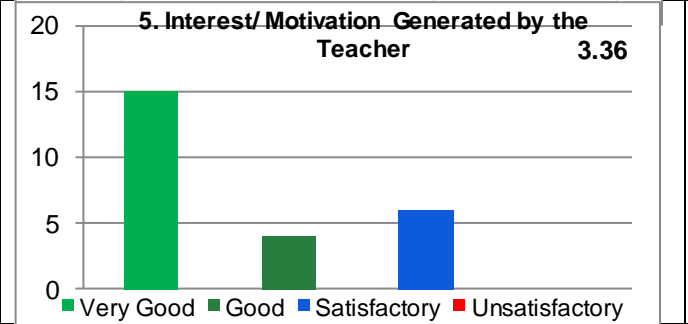
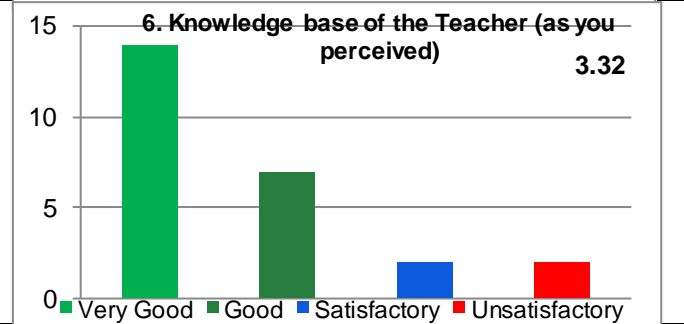
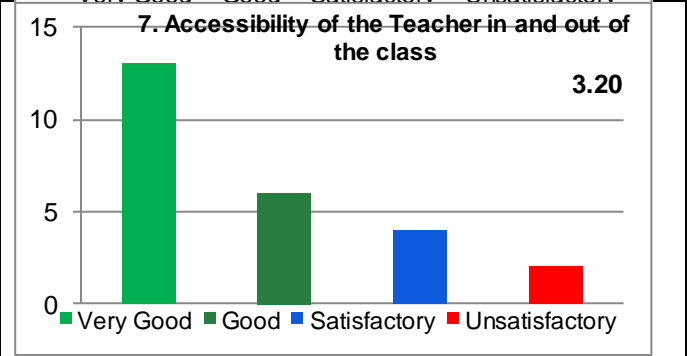
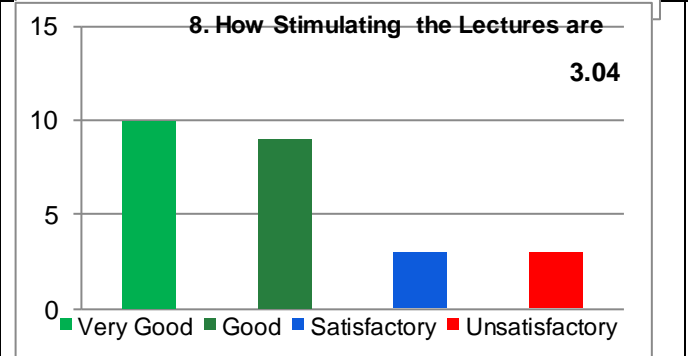
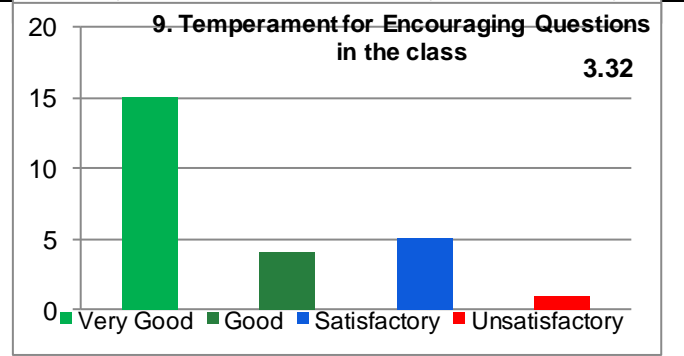
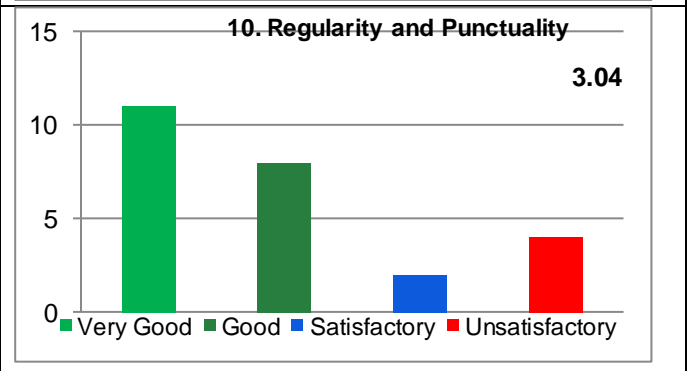
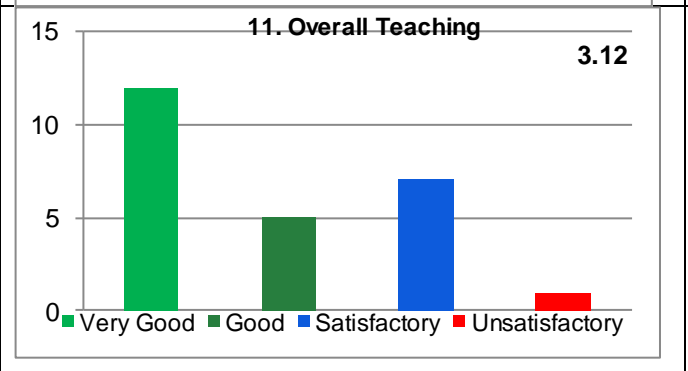


School : Life Science All	Session : 2017-18 Teacher : All	Paper : All Semester : All (48)																														
<p>1.Voice Modulation 3.52</p>  <table border="1"> <tr><th>Category</th><th>Count</th></tr> <tr><td>Very Good</td><td>15</td></tr> <tr><td>Good</td><td>8</td></tr> <tr><td>Satisfactory</td><td>2</td></tr> <tr><td>Unsatisfactory</td><td>0</td></tr> </table>	Category	Count	Very Good	15	Good	8	Satisfactory	2	Unsatisfactory	0	<p>2. Speed of Delivery 3.24</p>  <table border="1"> <tr><th>Category</th><th>Count</th></tr> <tr><td>Very Good</td><td>11</td></tr> <tr><td>Good</td><td>9</td></tr> <tr><td>Satisfactory</td><td>5</td></tr> <tr><td>Unsatisfactory</td><td>0</td></tr> </table>	Category	Count	Very Good	11	Good	9	Satisfactory	5	Unsatisfactory	0	<p>3. Presentation 3.33</p>  <table border="1"> <tr><th>Category</th><th>Count</th></tr> <tr><td>Very Good</td><td>14</td></tr> <tr><td>Good</td><td>5</td></tr> <tr><td>Satisfactory</td><td>4</td></tr> <tr><td>Unsatisfactory</td><td>1</td></tr> </table>	Category	Count	Very Good	14	Good	5	Satisfactory	4	Unsatisfactory	1
Category	Count																															
Very Good	15																															
Good	8																															
Satisfactory	2																															
Unsatisfactory	0																															
Category	Count																															
Very Good	11																															
Good	9																															
Satisfactory	5																															
Unsatisfactory	0																															
Category	Count																															
Very Good	14																															
Good	5																															
Satisfactory	4																															
Unsatisfactory	1																															
<p>4. Communication Skill 3.36</p>  <table border="1"> <tr><th>Category</th><th>Count</th></tr> <tr><td>Very Good</td><td>16</td></tr> <tr><td>Good</td><td>3</td></tr> <tr><td>Satisfactory</td><td>5</td></tr> <tr><td>Unsatisfactory</td><td>1</td></tr> </table>	Category	Count	Very Good	16	Good	3	Satisfactory	5	Unsatisfactory	1	<p>5. Interest/ Motivation Generated by the Teacher 3.36</p>  <table border="1"> <tr><th>Category</th><th>Count</th></tr> <tr><td>Very Good</td><td>15</td></tr> <tr><td>Good</td><td>4</td></tr> <tr><td>Satisfactory</td><td>6</td></tr> <tr><td>Unsatisfactory</td><td>0</td></tr> </table>	Category	Count	Very Good	15	Good	4	Satisfactory	6	Unsatisfactory	0	<p>6. Knowledge base of the Teacher (as you perceived) 3.32</p>  <table border="1"> <tr><th>Category</th><th>Count</th></tr> <tr><td>Very Good</td><td>14</td></tr> <tr><td>Good</td><td>7</td></tr> <tr><td>Satisfactory</td><td>2</td></tr> <tr><td>Unsatisfactory</td><td>2</td></tr> </table>	Category	Count	Very Good	14	Good	7	Satisfactory	2	Unsatisfactory	2
Category	Count																															
Very Good	16																															
Good	3																															
Satisfactory	5																															
Unsatisfactory	1																															
Category	Count																															
Very Good	15																															
Good	4																															
Satisfactory	6																															
Unsatisfactory	0																															
Category	Count																															
Very Good	14																															
Good	7																															
Satisfactory	2																															
Unsatisfactory	2																															
<p>7. Accessibility of the Teacher in and out of the class 3.20</p>  <table border="1"> <tr><th>Category</th><th>Count</th></tr> <tr><td>Very Good</td><td>13</td></tr> <tr><td>Good</td><td>6</td></tr> <tr><td>Satisfactory</td><td>4</td></tr> <tr><td>Unsatisfactory</td><td>2</td></tr> </table>	Category	Count	Very Good	13	Good	6	Satisfactory	4	Unsatisfactory	2	<p>8. How Stimulating the Lectures are 3.04</p>  <table border="1"> <tr><th>Category</th><th>Count</th></tr> <tr><td>Very Good</td><td>10</td></tr> <tr><td>Good</td><td>9</td></tr> <tr><td>Satisfactory</td><td>3</td></tr> <tr><td>Unsatisfactory</td><td>3</td></tr> </table>	Category	Count	Very Good	10	Good	9	Satisfactory	3	Unsatisfactory	3	<p>9. Temperament for Encouraging Questions in the class 3.32</p>  <table border="1"> <tr><th>Category</th><th>Count</th></tr> <tr><td>Very Good</td><td>15</td></tr> <tr><td>Good</td><td>4</td></tr> <tr><td>Satisfactory</td><td>5</td></tr> <tr><td>Unsatisfactory</td><td>1</td></tr> </table>	Category	Count	Very Good	15	Good	4	Satisfactory	5	Unsatisfactory	1
Category	Count																															
Very Good	13																															
Good	6																															
Satisfactory	4																															
Unsatisfactory	2																															
Category	Count																															
Very Good	10																															
Good	9																															
Satisfactory	3																															
Unsatisfactory	3																															
Category	Count																															
Very Good	15																															
Good	4																															
Satisfactory	5																															
Unsatisfactory	1																															
<p>10. Regularity and Punctuality 3.04</p>  <table border="1"> <tr><th>Category</th><th>Count</th></tr> <tr><td>Very Good</td><td>11</td></tr> <tr><td>Good</td><td>8</td></tr> <tr><td>Satisfactory</td><td>2</td></tr> <tr><td>Unsatisfactory</td><td>4</td></tr> </table>	Category	Count	Very Good	11	Good	8	Satisfactory	2	Unsatisfactory	4	<p>11. Overall Teaching 3.12</p>  <table border="1"> <tr><th>Category</th><th>Count</th></tr> <tr><td>Very Good</td><td>12</td></tr> <tr><td>Good</td><td>5</td></tr> <tr><td>Satisfactory</td><td>7</td></tr> <tr><td>Unsatisfactory</td><td>1</td></tr> </table>	Category	Count	Very Good	12	Good	5	Satisfactory	7	Unsatisfactory	1	<p>Average Percentile Score : 88.35 Grade : A Cumulative Score out of 44 : 38.88 Grade Scheme 100 – 75 = A 70 – 60 = B 59 – 50 = C Below 50 = Very Poor</p>										
Category	Count																															
Very Good	11																															
Good	8																															
Satisfactory	2																															
Unsatisfactory	4																															
Category	Count																															
Very Good	12																															
Good	5																															
Satisfactory	7																															
Unsatisfactory	1																															