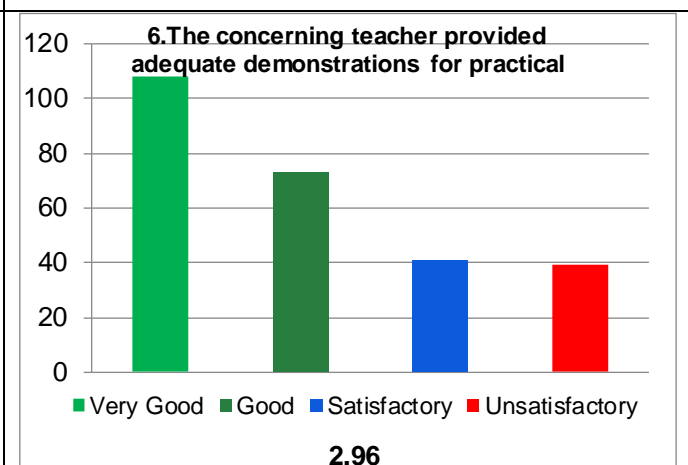
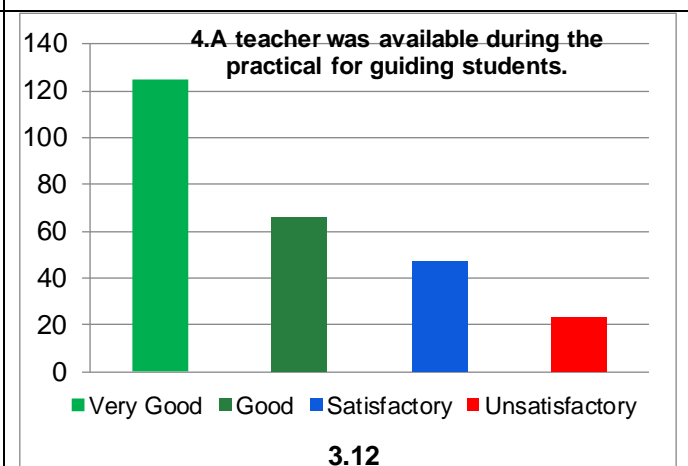
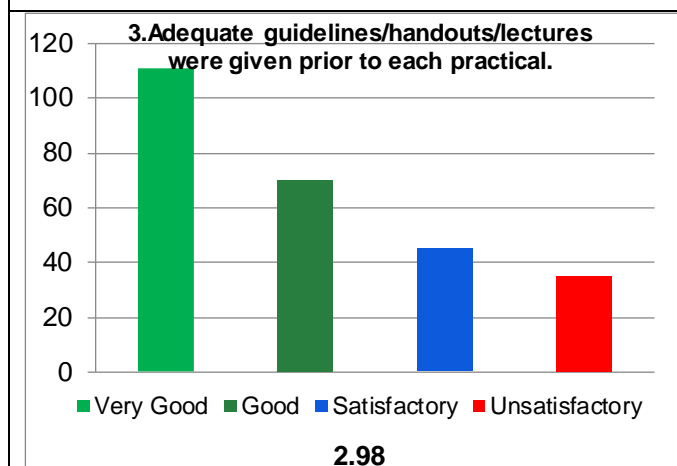
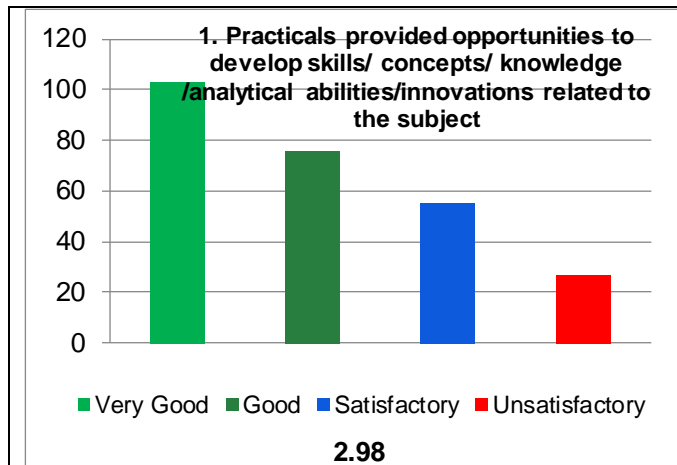


Guru Ghasidas Vishwavidyalaya, Bilaspur, CG

Student Feedback Analysis Report (Practical's/Laboratory – All)

| School | Department | Session | Cumulative Score out of 60 | Average Percentile Score | Grade | Grade Scheme 100-75 = A 74-60 = B 59-50 = C Below 50 = Very Poor |
|--------------|-----------------------|---------|----------------------------|--------------------------|----------|--|
| Life Science | Department of Zoology | 2019-20 | 45.12 | 75.20 | A | |



(261)

Guru Ghasidas Vishwavidyalaya, Bilaspur, CG

Student Feedback Analysis Report (Practical's/Laboratory – All)

| <p>7.The practical's had adequate demonstrators and technicians for assistance</p> <table border="1"> <thead> <tr> <th>Category</th> <th>Count</th> </tr> </thead> <tbody> <tr> <td>Very Good</td> <td>100</td> </tr> <tr> <td>Good</td> <td>78</td> </tr> <tr> <td>Satisfactory</td> <td>58</td> </tr> <tr> <td>Unsatisfactory</td> <td>25</td> </tr> </tbody> </table> <p style="text-align: center;">2.97</p> | Category | Count | Very Good | 100 | Good | 78 | Satisfactory | 58 | Unsatisfactory | 25 | <p>8.The teacher stimulated independent thinking of students by discussions</p> <table border="1"> <thead> <tr> <th>Category</th> <th>Count</th> </tr> </thead> <tbody> <tr> <td>Very Good</td> <td>90</td> </tr> <tr> <td>Good</td> <td>72</td> </tr> <tr> <td>Satisfactory</td> <td>60</td> </tr> <tr> <td>Unsatisfactory</td> <td>35</td> </tr> </tbody> </table> <p style="text-align: center;">2.84</p> | Category | Count | Very Good | 90 | Good | 72 | Satisfactory | 60 | Unsatisfactory | 35 |
|--|----------|-------|-----------|-----|------|----|--------------|----|----------------|----|--|----------|-------|-----------|-----|------|----|--------------|----|----------------|----|
| Category | Count | | | | | | | | | | | | | | | | | | | | |
| Very Good | 100 | | | | | | | | | | | | | | | | | | | | |
| Good | 78 | | | | | | | | | | | | | | | | | | | | |
| Satisfactory | 58 | | | | | | | | | | | | | | | | | | | | |
| Unsatisfactory | 25 | | | | | | | | | | | | | | | | | | | | |
| Category | Count | | | | | | | | | | | | | | | | | | | | |
| Very Good | 90 | | | | | | | | | | | | | | | | | | | | |
| Good | 72 | | | | | | | | | | | | | | | | | | | | |
| Satisfactory | 60 | | | | | | | | | | | | | | | | | | | | |
| Unsatisfactory | 35 | | | | | | | | | | | | | | | | | | | | |
| <p>9.The practicals were held as indicated in the time table.</p> <table border="1"> <thead> <tr> <th>Category</th> <th>Count</th> </tr> </thead> <tbody> <tr> <td>Very Good</td> <td>140</td> </tr> <tr> <td>Good</td> <td>58</td> </tr> <tr> <td>Satisfactory</td> <td>45</td> </tr> <tr> <td>Unsatisfactory</td> <td>15</td> </tr> </tbody> </table> <p style="text-align: center;">3.23</p> | Category | Count | Very Good | 140 | Good | 58 | Satisfactory | 45 | Unsatisfactory | 15 | <p>10.The records of practicals were maintained in note book/practical file/report.</p> <table border="1"> <thead> <tr> <th>Category</th> <th>Count</th> </tr> </thead> <tbody> <tr> <td>Very Good</td> <td>155</td> </tr> <tr> <td>Good</td> <td>58</td> </tr> <tr> <td>Satisfactory</td> <td>35</td> </tr> <tr> <td>Unsatisfactory</td> <td>12</td> </tr> </tbody> </table> <p style="text-align: center;">3.34</p> | Category | Count | Very Good | 155 | Good | 58 | Satisfactory | 35 | Unsatisfactory | 12 |
| Category | Count | | | | | | | | | | | | | | | | | | | | |
| Very Good | 140 | | | | | | | | | | | | | | | | | | | | |
| Good | 58 | | | | | | | | | | | | | | | | | | | | |
| Satisfactory | 45 | | | | | | | | | | | | | | | | | | | | |
| Unsatisfactory | 15 | | | | | | | | | | | | | | | | | | | | |
| Category | Count | | | | | | | | | | | | | | | | | | | | |
| Very Good | 155 | | | | | | | | | | | | | | | | | | | | |
| Good | 58 | | | | | | | | | | | | | | | | | | | | |
| Satisfactory | 35 | | | | | | | | | | | | | | | | | | | | |
| Unsatisfactory | 12 | | | | | | | | | | | | | | | | | | | | |
| <p>11.Periodical assessments were conducted.</p> <table border="1"> <thead> <tr> <th>Category</th> <th>Count</th> </tr> </thead> <tbody> <tr> <td>Very Good</td> <td>120</td> </tr> <tr> <td>Good</td> <td>80</td> </tr> <tr> <td>Satisfactory</td> <td>40</td> </tr> <tr> <td>Unsatisfactory</td> <td>22</td> </tr> </tbody> </table> <p style="text-align: center;">3.14</p> | Category | Count | Very Good | 120 | Good | 80 | Satisfactory | 40 | Unsatisfactory | 22 | <p>12.Proper practical material in terms of different /consumables/glassware's/chemical/instruments/ or other related material were available during practical class.</p> <table border="1"> <thead> <tr> <th>Category</th> <th>Count</th> </tr> </thead> <tbody> <tr> <td>Very Good</td> <td>95</td> </tr> <tr> <td>Good</td> <td>70</td> </tr> <tr> <td>Satisfactory</td> <td>60</td> </tr> <tr> <td>Unsatisfactory</td> <td>35</td> </tr> </tbody> </table> <p style="text-align: center;">2.86</p> | Category | Count | Very Good | 95 | Good | 70 | Satisfactory | 60 | Unsatisfactory | 35 |
| Category | Count | | | | | | | | | | | | | | | | | | | | |
| Very Good | 120 | | | | | | | | | | | | | | | | | | | | |
| Good | 80 | | | | | | | | | | | | | | | | | | | | |
| Satisfactory | 40 | | | | | | | | | | | | | | | | | | | | |
| Unsatisfactory | 22 | | | | | | | | | | | | | | | | | | | | |
| Category | Count | | | | | | | | | | | | | | | | | | | | |
| Very Good | 95 | | | | | | | | | | | | | | | | | | | | |
| Good | 70 | | | | | | | | | | | | | | | | | | | | |
| Satisfactory | 60 | | | | | | | | | | | | | | | | | | | | |
| Unsatisfactory | 35 | | | | | | | | | | | | | | | | | | | | |
| | | | | | | | | | | | | | | | | | | | | | |

Guru Ghasidas Vishwavidyalaya, Bilaspur, CG

Student Feedback Analysis Report (Practical's/Laboratory – All)

