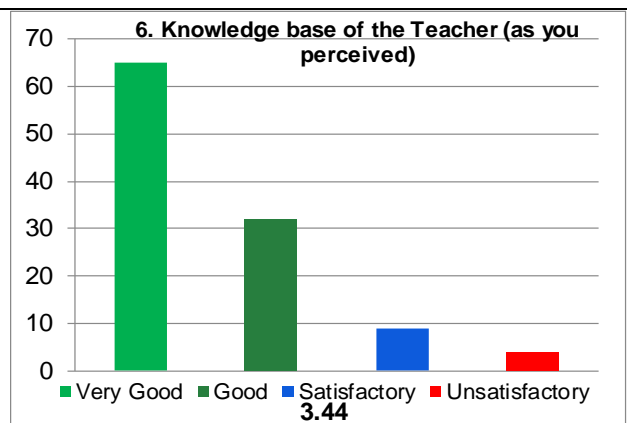
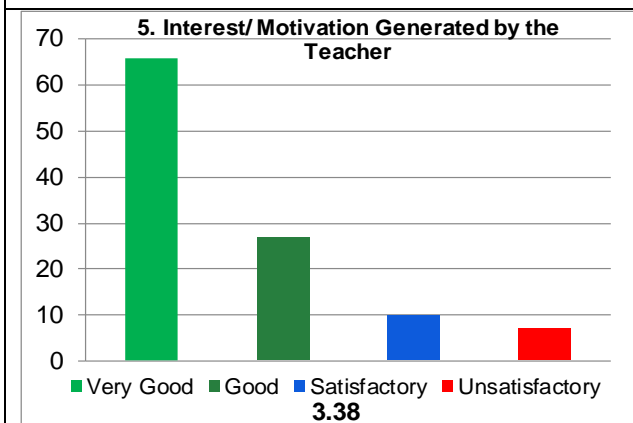
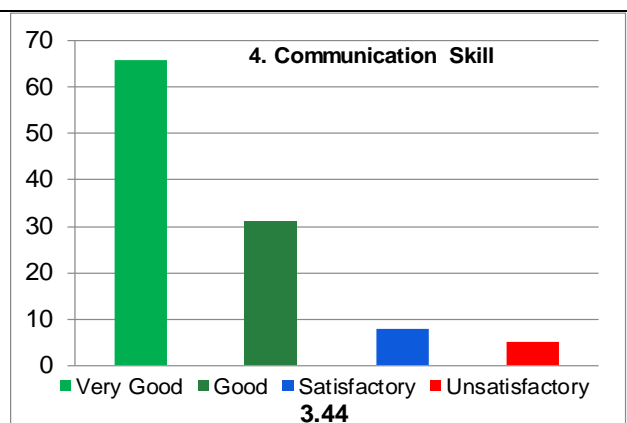
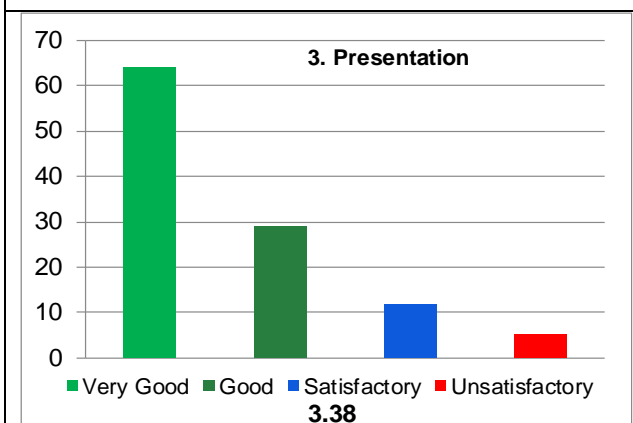
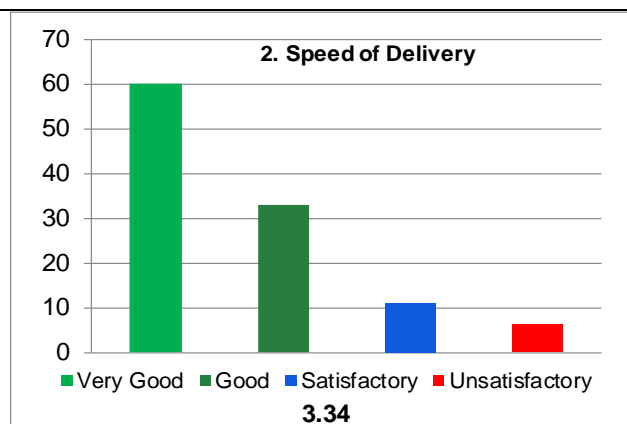
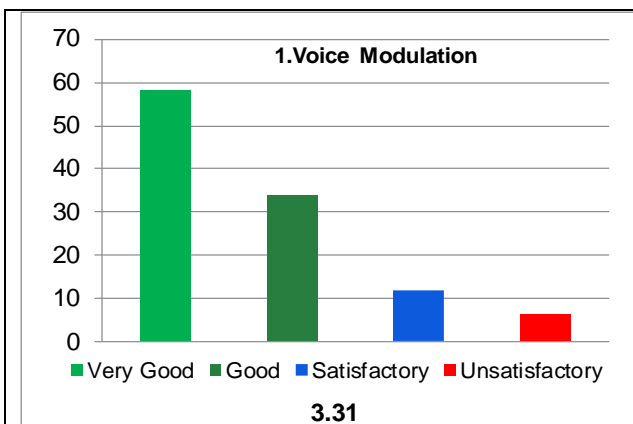


# Guru Ghasidas Vishwavidyalaya, Bilaspur, CG

## Student Feedback Analysis Report (Course / Subject – All)

School	Department	Session	Cumulative Score out of 44	Average Percentile Score	Grade	Grade Scheme 100-75 = A 74-60 = B 59-50 = C Below 50 = Very Poor
Physical Science	Chemistry, Physics	2021-22	38.06	86.51	A	



# Guru Ghasidas Vishwavidyalaya, Bilaspur, CG

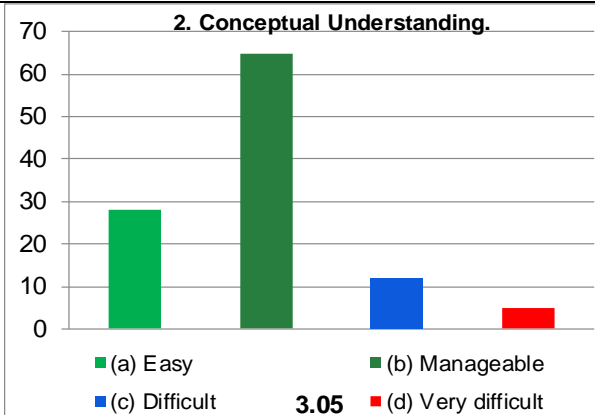
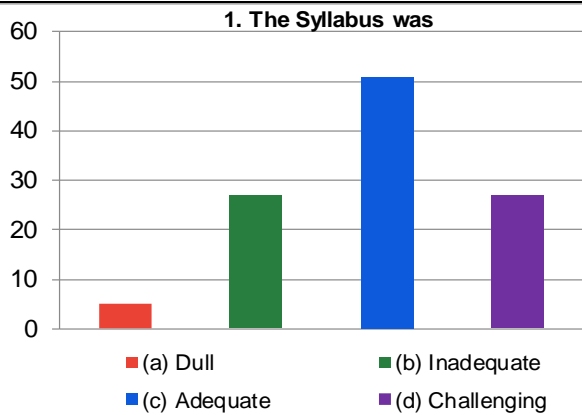
## Student Feedback Analysis Report (Course / Subject – All)

<p><b>7. Accessibility of the Teacher in and out of the class</b></p> <table border="1"><thead><tr><th>Category</th><th>Percentage</th></tr></thead><tbody><tr><td>Very Good</td><td>50</td></tr><tr><td>Good</td><td>35</td></tr><tr><td>Satisfactory</td><td>18</td></tr><tr><td>Unsatisfactory</td><td>5</td></tr></tbody></table> <p>3.21</p>	Category	Percentage	Very Good	50	Good	35	Satisfactory	18	Unsatisfactory	5	<p><b>8. How Stimulating the Lectures are</b></p> <table border="1"><thead><tr><th>Category</th><th>Percentage</th></tr></thead><tbody><tr><td>Very Good</td><td>50</td></tr><tr><td>Good</td><td>35</td></tr><tr><td>Satisfactory</td><td>15</td></tr><tr><td>Unsatisfactory</td><td>5</td></tr></tbody></table> <p>3.23</p>	Category	Percentage	Very Good	50	Good	35	Satisfactory	15	Unsatisfactory	5
Category	Percentage																				
Very Good	50																				
Good	35																				
Satisfactory	18																				
Unsatisfactory	5																				
Category	Percentage																				
Very Good	50																				
Good	35																				
Satisfactory	15																				
Unsatisfactory	5																				
<p><b>9. Temperament for Encouraging Questions in the class</b></p> <table border="1"><thead><tr><th>Category</th><th>Percentage</th></tr></thead><tbody><tr><td>Very Good</td><td>50</td></tr><tr><td>Good</td><td>40</td></tr><tr><td>Satisfactory</td><td>15</td></tr><tr><td>Unsatisfactory</td><td>3</td></tr></tbody></table> <p>3.28</p>	Category	Percentage	Very Good	50	Good	40	Satisfactory	15	Unsatisfactory	3	<p><b>10. Regularity and Punctuality</b></p> <table border="1"><thead><tr><th>Category</th><th>Percentage</th></tr></thead><tbody><tr><td>Very Good</td><td>60</td></tr><tr><td>Good</td><td>28</td></tr><tr><td>Satisfactory</td><td>12</td></tr><tr><td>Unsatisfactory</td><td>5</td></tr></tbody></table> <p>3.34</p>	Category	Percentage	Very Good	60	Good	28	Satisfactory	12	Unsatisfactory	5
Category	Percentage																				
Very Good	50																				
Good	40																				
Satisfactory	15																				
Unsatisfactory	3																				
Category	Percentage																				
Very Good	60																				
Good	28																				
Satisfactory	12																				
Unsatisfactory	5																				
<p><b>11. Overall Teaching</b></p> <table border="1"><thead><tr><th>Category</th><th>Percentage</th></tr></thead><tbody><tr><td>Very Good</td><td>62</td></tr><tr><td>Good</td><td>32</td></tr><tr><td>Satisfactory</td><td>8</td></tr><tr><td>Unsatisfactory</td><td>3</td></tr></tbody></table> <p>3.43</p>	Category	Percentage	Very Good	62	Good	32	Satisfactory	8	Unsatisfactory	3											
Category	Percentage																				
Very Good	62																				
Good	32																				
Satisfactory	8																				
Unsatisfactory	3																				

# Guru Ghasidas Vishwavidyalaya, Bilaspur, CG

## Student Feedback Analysis Report (Course / Subject – All)

### On the Content of the Syllabus



\*\*\*