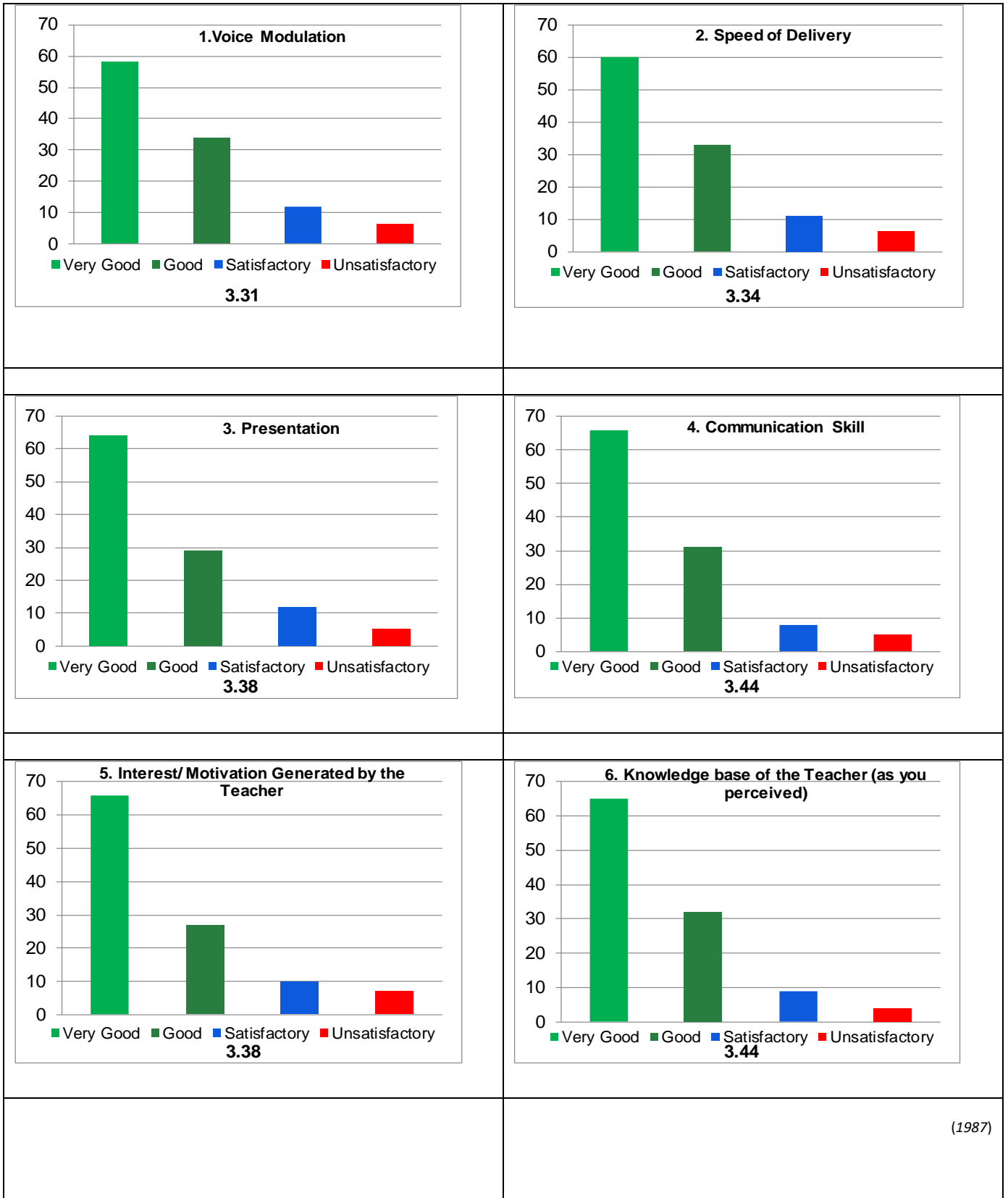


# Guru Ghasidas Vishwavidyalaya, Bilaspur, CG

## Student Feedback Analysis Report (Course / Subject – All)

School	Department	Session	Cumulative Score out of 44	Average Percentile Score	Grade	Grade Scheme 100-75 = A 74-60 = B 59-50 = C Below 50 = Very Poor
Engineering and Technology	Civil, CSE, ECE, IPE, IT, Chemical, Mechanical (All)	2021-22	37.92	86.17	A	



# Guru Ghasidas Vishwavidyalaya, Bilaspur, CG

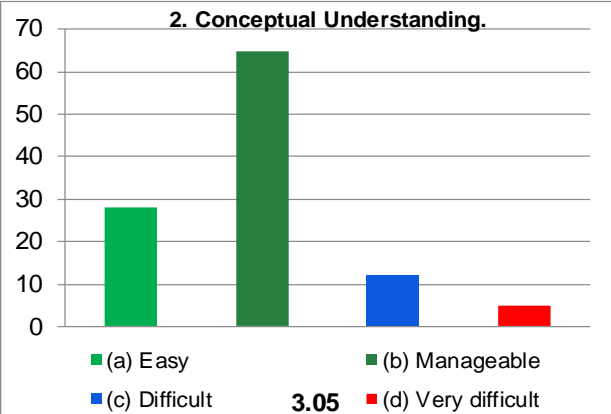
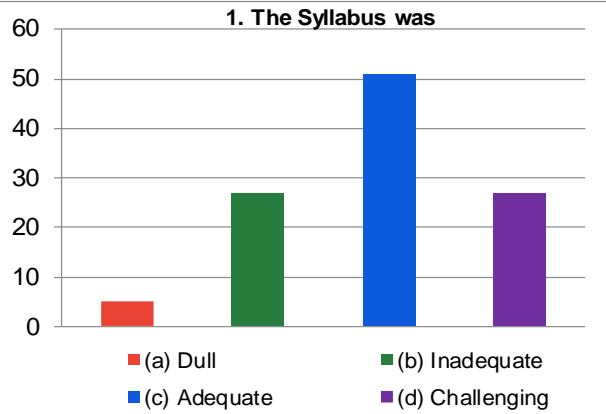
## Student Feedback Analysis Report (Course / Subject – All)

<p><b>7. Accessibility of the Teacher in and out of the class</b></p> <table border="1"><thead><tr><th>Category</th><th>Percentage</th></tr></thead><tbody><tr><td>Very Good</td><td>50</td></tr><tr><td>Good</td><td>36</td></tr><tr><td>Satisfactory</td><td>18</td></tr><tr><td>Unsatisfactory</td><td>5</td></tr></tbody></table> <p>3.21</p>	Category	Percentage	Very Good	50	Good	36	Satisfactory	18	Unsatisfactory	5	<p><b>8. How Stimulating the Lectures are</b></p> <table border="1"><thead><tr><th>Category</th><th>Percentage</th></tr></thead><tbody><tr><td>Very Good</td><td>52</td></tr><tr><td>Good</td><td>37</td></tr><tr><td>Satisfactory</td><td>15</td></tr><tr><td>Unsatisfactory</td><td>6</td></tr></tbody></table> <p>3.23</p>	Category	Percentage	Very Good	52	Good	37	Satisfactory	15	Unsatisfactory	6
Category	Percentage																				
Very Good	50																				
Good	36																				
Satisfactory	18																				
Unsatisfactory	5																				
Category	Percentage																				
Very Good	52																				
Good	37																				
Satisfactory	15																				
Unsatisfactory	6																				
<p><b>9. Temperament for Encouraging Questions in the class</b></p> <table border="1"><thead><tr><th>Category</th><th>Percentage</th></tr></thead><tbody><tr><td>Very Good</td><td>52</td></tr><tr><td>Good</td><td>40</td></tr><tr><td>Satisfactory</td><td>15</td></tr><tr><td>Unsatisfactory</td><td>3</td></tr></tbody></table> <p>3.28</p>	Category	Percentage	Very Good	52	Good	40	Satisfactory	15	Unsatisfactory	3	<p><b>10. Regularity and Punctuality</b></p> <table border="1"><thead><tr><th>Category</th><th>Percentage</th></tr></thead><tbody><tr><td>Very Good</td><td>62</td></tr><tr><td>Good</td><td>29</td></tr><tr><td>Satisfactory</td><td>13</td></tr><tr><td>Unsatisfactory</td><td>6</td></tr></tbody></table> <p>3.34</p>	Category	Percentage	Very Good	62	Good	29	Satisfactory	13	Unsatisfactory	6
Category	Percentage																				
Very Good	52																				
Good	40																				
Satisfactory	15																				
Unsatisfactory	3																				
Category	Percentage																				
Very Good	62																				
Good	29																				
Satisfactory	13																				
Unsatisfactory	6																				
<p><b>11. Overall Teaching</b></p> <table border="1"><thead><tr><th>Category</th><th>Percentage</th></tr></thead><tbody><tr><td>Very Good</td><td>64</td></tr><tr><td>Good</td><td>33</td></tr><tr><td>Satisfactory</td><td>9</td></tr><tr><td>Unsatisfactory</td><td>4</td></tr></tbody></table> <p>3.43</p>	Category	Percentage	Very Good	64	Good	33	Satisfactory	9	Unsatisfactory	4											
Category	Percentage																				
Very Good	64																				
Good	33																				
Satisfactory	9																				
Unsatisfactory	4																				

# Guru Ghasidas Vishwavidyalaya, Bilaspur, CG

## Student Feedback Analysis Report (Course / Subject – All)

### On the Content of the Syllabus



\*\*\*